

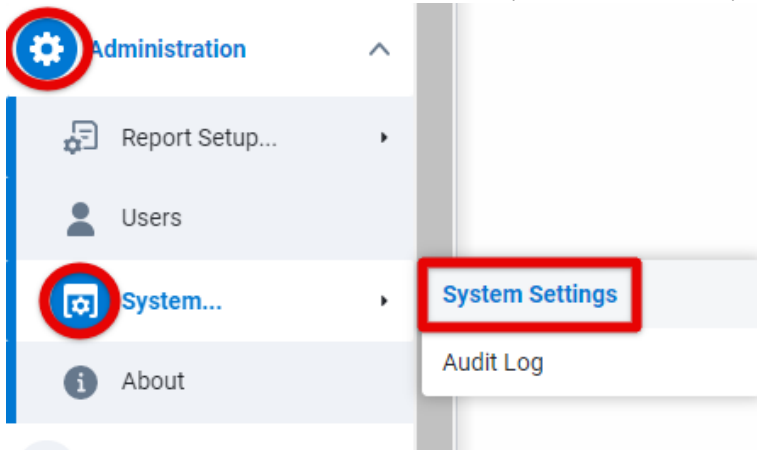
## Tamper Detect Add-On Instructions & Information

A Settings page has been created which allows the user to enable Tamper Detect alerts.

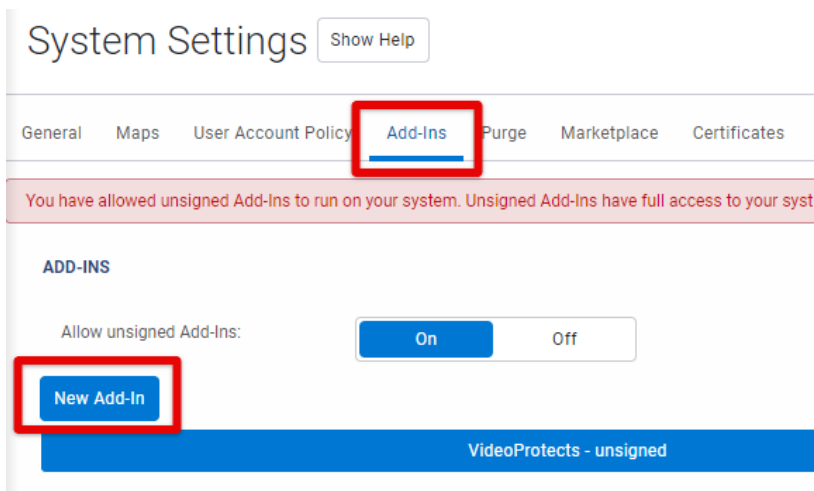
- The alerts can be sent to an email address or phone number
- An alert will be generated if the Geotab device is ON and moving while the camera is OFF for 3 consecutive ten minute periods. Essentially a driver will need to drive for 30 consecutive minutes with the camera OFF in order to generate the alert.
- The alert is cleared if the camera is turned ON or the Geotab device is stopped for 3 consecutive 10 minute periods. Essentially, the alert clears if the camera is turned back on for 30 minutes or the Geotab device is stopped for 30 minutes.
- A tamper detect alert will be sent to the email address and/or phone number entered in Settings for any driver within the Fleet who triggers the alert.
- A separate email or text will be sent to the email address or phone number entered in Settings when the alert has been resolved (cleared).

To add this feature, customers must deploy an Add-On Script:

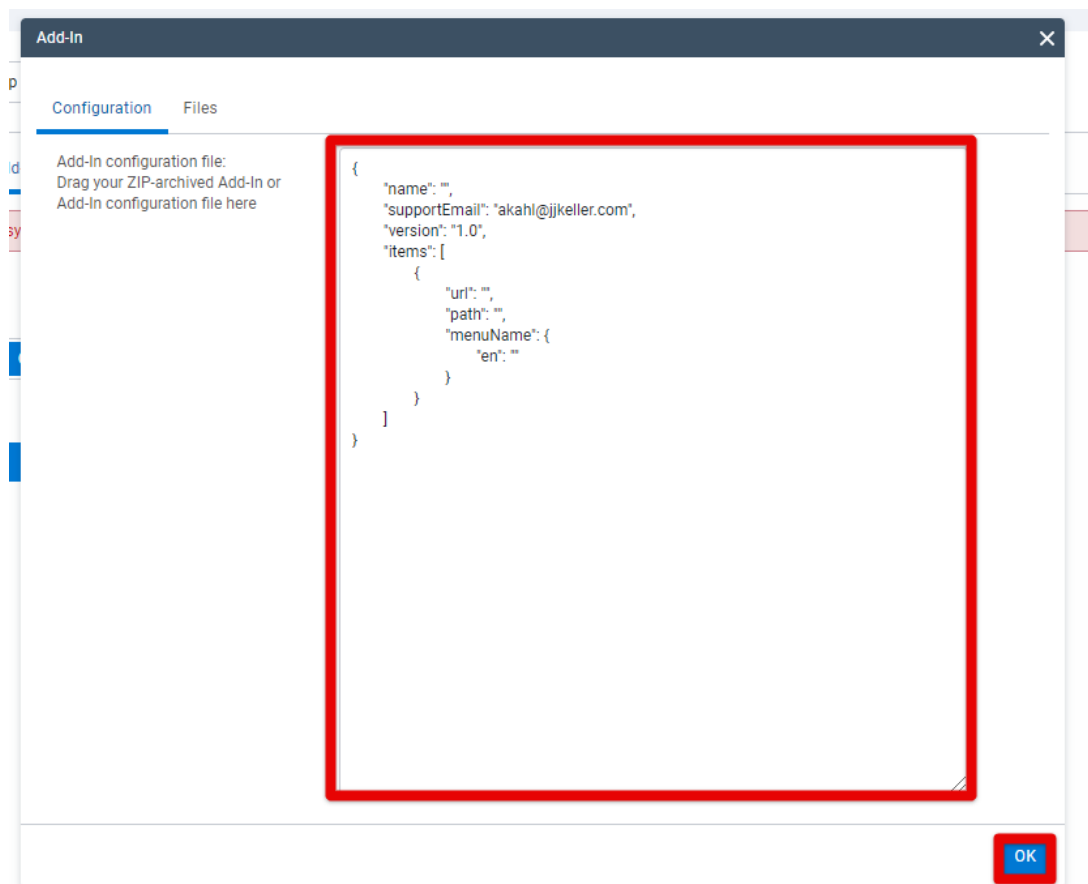
In Geotab under the Administration > System tab, click System Settings.



Select the **Add-Ins** tab. Then, click the **New Add-In** button.



Copy the contents of the [Add-On Script](#) and replace what is in the box. Click **OK**.



Click **Save**.

